

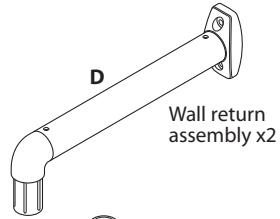
Kit 1 (suggested configuration)

Parts

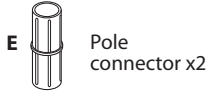
A x28 Shelf fixing screw

B x26 Fixing bolt

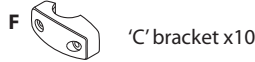
C x26 Fixing nut



Wall return assembly x2



Pole connector x2



'C' bracket x10



Hanging rail bracket x3



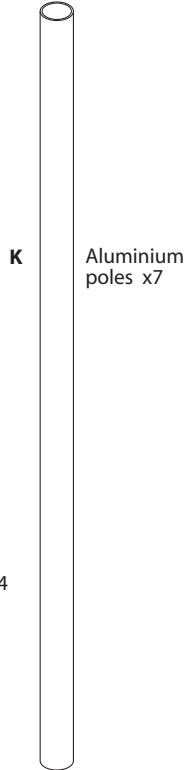
Shelf support/wall bracket x14



Floor/wall bracket x5



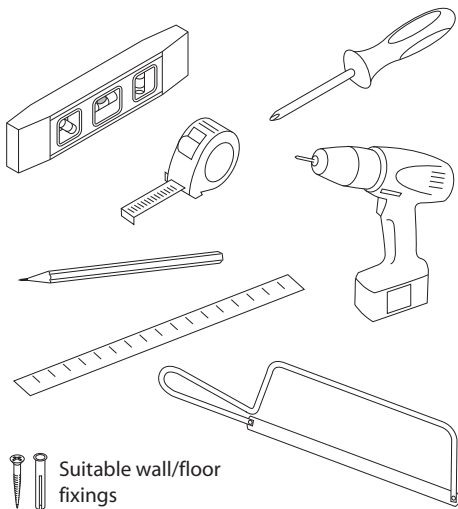
Allen keys



Aluminium poles x7

Please ensure that all the parts are present before installation begins.

Tools and fixings required



Suitable wall/floor fixings

