

Inline adapter plate – short version

20/17

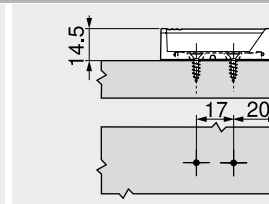
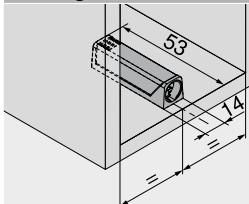


- Fixing with chipboard screws \varnothing 3.5 or \varnothing 4 mm
- Alternative assembly with system screws
- TIP-ON must be ordered separately

Order information

Colour	Material	Part no.
SW TS R7036 NI-L	Nylon	956.1201
Colour		
SW	Silk white	
TS	Terra black	
R7036	RAL 7036 platinum grey	
NI-L	Nickel lacquered	

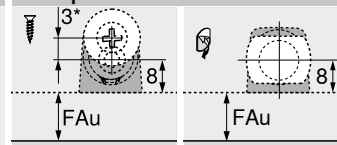
Planning



Front gap



Catch plate



FAu Bottom front overlay
* 3 mm offset installation

Inline adapter plate – long version

20/32

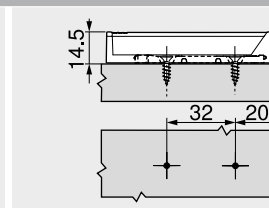
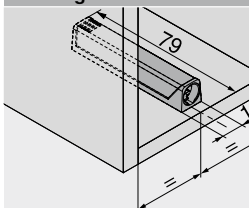


- Fixing with chipboard screws \varnothing 3.5 or \varnothing 4 mm
- Alternative assembly with system screws
- TIP-ON must be ordered separately

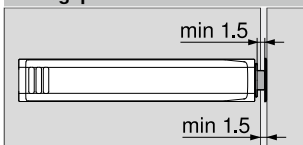
Order information

Colour	Material	Part no.
SW TS R7036 NI-L	Nylon	956A1201
Colour		
SW	Silk white	
TS	Terra black	
R7036	RAL 7036 platinum grey	
NI-L	Nickel lacquered	

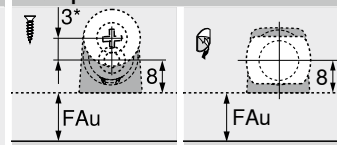
Planning



Front gap



Catch plate



FAu Bottom front overlay
* 3 mm offset installation

Cruciform adapter plate – long version

37/32

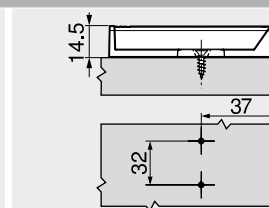
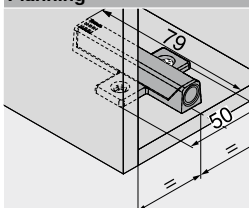


- Fixing with chipboard screws \varnothing 3.5 or \varnothing 4 mm
- Alternative assembly with system screws
- TIP-ON must be ordered separately

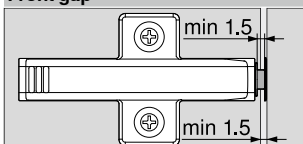
Order information

Colour	Material	Part no.
R7036	Nylon	956A1501
Colour		
R7036	RAL 7036 platinum grey	

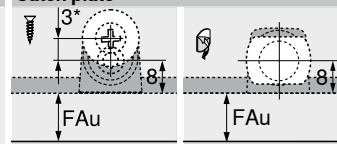
Planning



Front gap



Catch plate



FAu Bottom front overlay
* 3 mm offset installation

Page instructions

Overview – AVENTOS HK top

47

Assembly, removal and adjustment



Assembly

Template	630
Drilling template for mounting plates	631
Positioning template for catch plate	652
MINIPRESS top for EASYSTICK	576
MINIPRESS top	580
MINIPRESS P	592

MINIPRESS M

596

Short-URL

www.blum.com/a170