

# 2

## Puertas correderas plegables solapadas

Portes pliables à panneaux superposés  
Sliding folding doors with overlapping panels  
Portas de correr dobráveis com lapela



### Generalidades

Généralités | General information | Generalidades

**(ES)** Para puertas pesadas es recomendable colocar una abrazadera suplementaria en los extremos. Los pernios deben estar bien alineados entre si para conseguir una correcta articulación de las hojas. Para un buen funcionamiento, la anchura de las hojas no debe exceder los 900 mm e incluir un guiador inferior.

**(FR)** Pour des portes lourdes, il est recommandé d'installer un support supplémentaire à chaque extrémité. Les paumelles doivent être bien alignées entre elles pour obtenir une articulation correcte des panneaux. Pour un bon fonctionnement, la largeur des panneaux ne doit pas dépasser 900 mm et inclure un guide inférieur.

**(EN)** For heavy duty doors, we recommend to install an additional track bracket at both ends. The hinges should be perfectly lined-up between them for a correct articulation of the panels. For a smooth operation, the width of the panels should not exceed 900 mm and include a bottom guide.


**(PO)** Para portas pesadas é aconselhável colocar uma abraçadeira/anelha adicional nas extremidades. As dobradiças devem estar alinhadas entre si para conseguir uma correta articulação das folhas. Para um funcionamento correto, a largura dos painéis não deve exceder 900 mm e incluir uma guia inferior.

Gama Gamme Line	Material Matériel Material	Max. Kg por panel par panneau   per panel   por paneil	Max. Kg a cada lado de chaque côté   on each side
U-40	<b>A</b> CERO ACIER STEEL ACQ <b>I</b> NOX STAINLESS STEEL <b>M</b> ADERA BOIS WOOD MADERA	50 kg	150 kg ⓘ
U-60	<b>A</b> CERO ACIER STEEL ACQ <b>I</b> NOX STAINLESS STEEL <b>M</b> ADERA BOIS WOOD MADERA	100 kg	200 kg ⓘ

Ver detalle de paneles en página siguiente | Voir détail des panneaux à la page suivante | Check panel details on next page | Detalhe dos painéis na próxima página.

### ¡ IMPORTANTE ! IMPORTANT

- (ES)** La elección de la gama debe planificarse teniendo en cuenta la suma de peso de los paneles recogidos en los extremos.
- (FR)** Le choix de la gamme doit se faire en tenons compte du poids total de chaque panneau rassemblé aux extrémités.
- (EN)** To choose the correct range, you must take into account the total weight of each panels grouped at the ends.
- (PO)** A instalação deve ser planeada tendo em conta a soma do peso dos painéis recolhidos/agrupados nas extremidades.



kg  
max

a cada lado | de chaque côté  
| on each side



## Especificaciones sobre los paneles

Spécifications du panneau | Panel specifications | Especificações do painel

### ES Apertura de paneles en ambos sentidos

Cuando haya puertas con paneles que se abran en ambos sentidos y con número de hojas pares en ambos sentidos, las hojas centrales de la puerta (extremo de cada sentido) deben ser un poco más anchas para que los rollapares no choquen entre ellos y cierren correctamente.

### FR Ouverture des panneaux dan deux sens



Lorsque vous avez des panneaux qui s'ouvrent dans les deux sens et avec un nombre de vantaux pairs des deux côtés, les vantaux centraux de la porte (extrémité de chaque sens) doivent être un peu plus larges pour que les montures ne s'entrechoquent pas et qu'ils puissent fermer correctement.

### EN Opening panels in both directions

When you have panels that open in both directions and with an even number of door leaves on both sides, the central panels of the door (end of each direction) should be a bit wider so that the trolleys do not collide and that they can close correctly.

### PO Abertura de painéis em ambas direções

Quando há painéis que se abrem em ambos os sentidos e com um número de folhas pares em ambos os sentidos, as folhas centrais da porta (final de cada direção) devem ser um pouco mais largas para que os rolos não colidam entre si e fechem corretamente.





# HERRAJES PUERTAS CORREDERAS COLGADAS

FERRURES PORTES COULISSANTES SUSPENDUES | HANGING SLIDING GATES HARDWARE | FERRAGENS PORTAS DE CORRER SUSPENSAS

2 ▶






















## Puertas correderas plegables solapadas

Portes pliables à panneaux superposés  
Sliding folding doors with overlapping panels  
Portas de correr dobráveis com lapela

PANEL  
PANNEAU  
PANEIL  
A CADA LADO  
DE CHAQUE CÔTÉ  
ON EACH SIDE

50 kg max

A  
CERO  
ACIER  
STEEL  
AÇO

Cod.		Gama U-40   Gamme U-40   U-40 Line	Pag.
478	 3m	 Raíl superior U-40 Rail supérieur U-40   U-40 top track   Trilho superior U-40	128
4783		Abrazadera raíl U-40 para soldar Support à souder rail U-40   U-40 track bracket to weld   Abraçadeira trilho U-40 para soldar	129
4784		Abrazadera raíl U-40 pared con tornillo Support à mur avec vis rail U-40   U-40 track wall bracket with screw   Abraçadeira trilho U-40 parede com parafuso	129
4785		Abrazadera raíl U-40 pared soldada Support à mur soudé rail U-40   U-40 welded track wall bracket   Abraçadeira trilho U-40 parede soldada	129
4786		Abrazadera raíl U-40 ajustable Support réglable rail U-40   U-40 track hanging bracket with bolt   Abraçadeira trilho U-40 ajustável	129
4787		Abrazadera raíl U-40 a techo Support à plafond rail U-40   U-40 track ceiling bracket   Abraçadeira trilho U-40 para teto	130
47810		Empalme raíl U-40 Manchon rail U-40   U-40 joining bracket   Conexão trilho U-40	130
47801		Tope raíl U-40 Butée rail U-40   U-40 top track stopper   Topo trilho U-40	130
461SE		Rollapar simple U-40 soldar extremo Monture à galets simple d'extrémité à souder U-40   U-40 end simple trolley to weld   Rodízio simple U-40 soldar extremo	133
466S		Rollapar doble U-40 soldar central Monture à galets double intermédiaire à souder U-40   U-40 middle double trolley to weld   Rodízio duplo U-40 soldar central	134
48		Pernio gota 20x120 con arandela de latón Paumelle goutte 20x120 avec bague laiton   Drop profile hinge 20x120 with brass washer   Perno gota 20x120 con anilha de latão	148
780		Guiador inferior soldar central U-19 Guide inférieur intermédiaire à souder U-19   U-19 middle bottom guide to weld   Guia inferior soldar central U-19	149
780E		Guiador inferior soldar extremo U-19 Guide inférieur d'extrémité à souder U-19   U-19 end bottom guide to weld   Guia inferior soldar extremo U-19	149
471	 3m	 Raíl inferior O-19 Rail inférieur O-19   O-19 bottom track   Trilho inferior O-19	151
474	 3m	 Raíl inferior U-19 Rail inférieur U-19   U-19 bottom track   Trilho inferior U-19	152
475	 3m		

Acero | Acier | Steel | Aço

U40

▶ 50 kg por Panel | par panneau | per panel | por paneil  
▶ 150 kg a cada lado | de chaque côté | on each side

## 2 ▶



**Puertas correderas plegables solapadas**  
 Portes pliables à panneaux superposés  
 Sliding folding doors with overlapping panels  
 Portas de correr dobráveis com lapela

PANEL  
PANNEAU  
PANEIL
















**50**  
**150**

A CADA LADO  
DE CHAQUE CÔTÉ  
ON EACH SIDE

kg  
max

**I**  
**NOX**  
STAINLESS  
STEEL

**AISI 316**

Cod.		Gama U-40   Gamme U-40   U-40 Line	Pag.
472  3m		<b>Raíl superior U-40 INOX AISI 316</b> Rail supérieur U-40 inox   U-40 stainless steel top track   Trilho superior U-40 inox	129
47830		<b>Abrazadera raíl U-40 para soldar INOX AISI 316</b> Support à souder rail U-40 inox   U-40 stainless steel track bracket to weld   Abraçadeira trilho U-40 para soldar inox	129
47850		<b>Abrazadera raíl U-40 pared soldada INOX AISI 316</b> Support à mur soudé rail U-40 inox   U-40 stainless steel welded track wall bracket   Abraçadeira trilho U-40 parede soldada inox	129
47860		<b>Abrazadera raíl U-40 ajustable INOX AISI 316</b> Support réglable rail U-40 inox   U-40 stainless steel track hanging bracket with bolt   Abraçadeira trilho U-40 ajustável inox	129
47870		<b>Abrazadera raíl U-40 a techo INOX AISI 316</b> Support à plafond rail U-40 inox   U-40 stainless steel track ceiling bracket   Abraçadeira trilho U-40 para teto inox	130
47811		<b>Empalme raíl U-40 INOX AISI 316</b> Manchon rail U-40 inox   U-40 stainless steel joining bracket   Conexão trilho U-40 inox	130
47812		<b>Tope raíl U-40 INOX AISI 316</b> Butée rail U-40 inox   U-40 stainless steel top track stopper   Topo trilho U-40 inox	130
468SE		<b>Rollapar simple U-40 soldar extremo INOX AISI 316</b> Monture à galets simple d'extrémité à souder U-40 inox   U-40 stainless steel end simple trolley to weld   Rodízio simple U-40 soldar extremo inox	133
469S		<b>Rollapar doble U-40 soldar central INOX AISI 316</b> Monture à galets double intermédiaire à souder U-40 inox   U-40 stainless steel middle double trolley to weld   Rodízio duplo U-40 soldar central inox	134
712		<b>Pernio gota 20x120 con arandela de latón INOX AISI 316</b> Paumelle goutte inox 20x120 avec bague laiton   Stainless steel drop profile hinge 20x120 with brass washer   Perno gota inox 20x120 com anilha de latão	148
781		<b>Guiador inferior soldar central U-19 INOX AISI 316</b> Guide inférieur intermédiaire à souder U-19 inox   U-19 stainless steel middle bottom guide to weld   Guia inferior soldar central U-19 inox	149
781E		<b>Guiador inferior soldar extremo U-19 INOX AISI 316</b> Guide inférieur d'extrémité à souder U-19 inox   U-19 stainless steel end bottom guide to weld   Guia inferior soldar extremo U-19 inox	149
486  3m		<b>Raíl inferior U-19 INOX AISI 316</b> Rail inférieur U-19 inox   U-19 stainless steel bottom track   Trilho inferior U-19 inox	152



# HERRAJES PUERTAS CORREDERAS COLGADAS

FERRURES PORTES COULISSANTES SUSPENDUES | HANGING SLIDING GATES HARDWARE | FERRAGENS PORTAS DE CORRER SUSPENSAS

2 ▶



## Puertas correderas plegables solapadas

















Portes pliables à panneaux superposés  
Sliding folding doors with overlapping panels  
Portas de correr dobráveis com lapela

PANEL  
PANNEAU  
PANEIL  
A CADA LADO  
DE CHAQUE CÔTÉ  
ON EACH SIDE

50  
150

kg  
max

M  
ADERA  
BOIS  
WOOD  
MADEIRA

Cod.		Gama U-40   Gamme U-40   U-40 Line	Pag.
478	 3m	<b>Raíl superior U-40</b> Rail supérieur U-40   U-40 top track   Trilho superior U-40	128
4783		<b>Abrazadera raíl U-40 para soldar</b> Support à souder rail U-40   U-40 track bracket to weld   Abraçadeira trilho U-40 para soldar	129
4784		<b>Abrazadera raíl U-40 pared con tornillo</b> Support à mur avec vis rail U-40   U-40 track wall bracket with screw   Abraçadeira trilho U-40 parede com parafuso	129
4785		<b>Abrazadera raíl U-40 pared soldada</b> Support à mur soudé rail U-40   U-40 welded track wall bracket   Abraçadeira trilho U-40 parede soldada	129
4786		<b>Abrazadera raíl U-40 ajustable</b> Support réglable rail U-40   U-40 track hanging bracket with bolt   Abraçadeira trilho U-40 ajustável	129
4787		<b>Abrazadera raíl U-40 a techo</b> Support à plafond rail U-40   U-40 track ceiling bracket   Abraçadeira trilho U-40 para teto	130
47810		<b>Empalme raíl U-40</b> Manchon rail U-40   U-40 joining bracket   Conexão trilho U-40	130
47801		<b>Tope raíl U-40</b> Butée rail U-40   U-40 top track stopper   Topo trilho U-40	130
461AE		<b>Rollapar simple U-40 nylon atornillar extremo</b> Monture à galets simple d'extrémité à visser U-40   U-40 end simple trolley to screw   Rodízio simple U-40 parafusar extremo	134
466A		<b>Rollapar doble U-40 nylon atornillar central</b> Monture à galets double intermédiaire à visser U-40   U-40 middle double trolley to screw   Rodízio duplo U-40 parafusar central	134
6955		<b>Bisagra medio</b> Charnière intermédiaire   Middle hinge   Dobradiça medio	148
770		<b>Guiador inferior atornillar central U-19</b> Guide inférieur intermédiaire à visser U-19   U-19 middle bottom guide to screw   Guia inferior parafusar central U-19	149
770E		<b>Guiador inferior atornillar extremo U-19</b> Guide inférieur d'extrémité à visser U-19   U-19 end bottom guide to screw   Guia inferior parafusar extremo U-19	149
471	 3m	<b>Raíl inferior O-19</b> Rail inférieur O-19   O-19 bottom track   Trilho inferior O-19	151
474	 3m	<b>Raíl inferior U-19</b> Rail inférieur U-19   U-19 bottom track   Trilho inferior U-19	152
475	 3m		

Madera | Bois | Wood

U40

▶ 50 kg por Panel | par panneau | per panel | por paneil  
▶ 150 kg a cada lado | de chaque côté | on each side

2 ▶



**Puertas correderas plegables solapadas**  
 Portes pliables à panneaux superposés  
 Sliding folding doors with overlapping panels  
 Portas de correr dobráveis com lapela

PANEL  
 PANNEAU  
 PANEIL  
 A CADA LADO  
 DE CHAQUE CÔTÉ  
 ON EACH SIDE

100  
 200

kg  
 max

**A**  
**CERO**  
 ACIER  
 STEEL  
 AÇO

Cod.		Gama U-60   Gamme U-60   U-60 Line	Pag.
479		<b>Raíl superior U-60</b> Rail supérieur U-60   U-60 top track   Trilho superior U-60	137
4793		<b>Abrazadera raíl U-60 para soldar</b> Support à souder rail U-60   U-60 track bracket to weld   Abraçadeira trilho U-60 para soldar	138
4794		<b>Abrazadera raíl U-60 pared con tornillo</b> Support à mur avec vis rail U-60   U-60 track wall bracket with screw   Abraçadeira trilho U-60 parede com parafuso	138
4795		<b>Abrazadera raíl U-60 pared soldada</b> Support à mur soudé rail U-60   U-60 welded track wall bracket   Abraçadeira trilho U-60 parede soldada	138
4796		<b>Abrazadera raíl U-60 ajustable</b> Support réglable rail U-60   U-60 track hanging bracket with bolt   Abraçadeira trilho U-60 ajustável	138
47910		<b>Empalme raíl U-60</b> Manchon rail U-60   U-60 joining bracket   Conexão trilho U-60	139
F479		<b>Tope raíl U-60</b> Butée rail U-60   U-60 top track stopper   Topo trilho U-60	139
462SE		<b>Rollapar simple U-60 nylon soldar extremo</b> Monture à galets simple d'extrémité à souder U-60   U-60 end simple trolley to weld   Rodízio simple U-60 soldar extremo	141
467S		<b>Rollapar doble U-60 nylon soldar central</b> Monture à galets double intermédiaire à souder U-60   U-60 middle double trolley to weld   Rodízio duplo U-60 soldar central	141
48		<b>Pernio gota con arandela de latón</b> Paumelle goutte avec bague laiton   Drop profile hinge with brass washer   Perno gota com anilha de latão	148
780		<b>Guiador inferior soldar central U-19</b> Guide inférieur intermédiaire à souder U-19   U-19 middle bottom guide to weld   Guia inferior soldar central U-19	149
780E		<b>Guiador inferior soldar extremo U-19</b> Guide inférieur d'extrémité à souder U-19   U-19 end bottom guide to weld   Guia inferior soldar extremo U-19	149
471		<b>Raíl inferior O-19</b> Rail inférieur O-19   O-19 bottom track   Trilho inferior O-19	151
474		<b>Raíl inferior U-19</b> Rail inférieur U-19   U-19 bottom track   Trilho inferior U-19	152
475			





# HERRAJES PUERTAS CORREDERAS COLGADAS

FERRURES PORTES COULISSANTES SUSPENDUES | HANGING SLIDING GATES HARDWARE | FERRAGENS PORTAS DE CORRER SUSPENSAS

## 2 ▶



### Puertas correderas plegables solapadas

Portes pliables à panneaux superposés  
Sliding folding doors with overlapping panels  
Portas de correr dobráveis com lapela

PANEL  
PANNEAU  
PANEIL

100  
200

A CADA LADO  
DE CHAQUE CÔTÉ  
ON EACH SIDE

kg  
max


I  
NOX  
STAINLESS  
STEEL

AISI 316

Cod.	Gama U-60   Gamme U-60   U-60 Line		Pag.		
485	AISI 304	3m		<b>Raíl superior U-60 INOX AISI 304 - AISI 316</b> Rail supérieur U-60 inox   U-60 stainless steel top track   Trilho superior U-60 inox	137
48516	AISI 316	3m			
47930			<b>Abrazadera raíl U-60 para soldar INOX AISI 316</b> Support à souder rail U-60 inox   U-60 track bracket to weld   Abraçadeira trilho U-60 para soldar inox	138	
47950			<b>Abrazadera raíl U-60 pared soldada INOX AISI 316</b> Support à mur soudé rail U-60 inox   U-60 stainless steel welded track wall bracket   Abraçadeira trilho U-60 parede soldada inox	138	
47960			<b>Abrazadera raíl U-60 ajustable INOX AISI 316</b> Support réglable rail U-60 inox   U-60 stainless steel track hanging bracket with bolt   Abraçadeira trilho U-60 ajustável inox	138	
47911			<b>Empalme raíl U-60 INOX AISI 316</b> Manchon rail U-60 inox   U-60 stainless steel joining bracket   Conexão trilho U-60 inox	139	
4851601			<b>Tope raíl U-60 INOX AISI 316</b> Butée rail U-60 inox   U-60 stainless steel top track stopper   Topo trilho U-60 inox	139	
483SE			<b>Rollapar simple U-60 nylon soldar extremo INOX AISI 316</b> Monture à galets simple d'extrémité à souder U-60 inox   U-60 stainless steel end simple trolley to weld   Rodízio simple U-60 soldar extremo inox	141	
484S			<b>Rollapar doble U-60 nylon soldar central INOX AISI 316</b> Monture à galets double intermédiaire à souder U-60 inox   U-60 stainless steel middle double trolley to weld   Rodízio duplo U-60 soldar central inox	141	
712			<b>Pernio gota 20x120 con arandela de latón INOX AISI 316</b> Paumelle goutte inox 20x120 avec bague laiton   Stainless steel drop profile hinge 20x120 with brass washer   Perno gota inox 20x120 com anilha de latão	148	
781			<b>Guiador inferior soldar central U-19 INOX AISI 316</b> Guide inférieur intermédiaire à souder U-19 inox   U-19 stainless steel middle bottom guide to weld   Guia inferior soldar central U-19 inox	149	
781E			<b>Guiador inferior soldar extremo U-19 INOX AISI 316</b> Guide inférieur d'extrémité à souder U-19 inox   U-19 stainless steel end bottom guide to weld U-19   Guia inferior soldar extremo U-19 inox	149	
486		3m		<b>Raíl inferior U-19 INOX AISI 316</b> Rail inférieur U-19 inox   U-19 stainless steel bottom track   Trilho inferior U-19 inox	152

Inox | Stainless Steel

## 2 ▶



### Puertas correderas plegables solapadas

Portes pliables à panneaux superposés  
Sliding folding doors with overlapping panels  
Portas de correr dobráveis com lapela










PANEL  
PANNEAU  
PANEEL

100  
200

kg  
max

M  
ADERA  
BOIS  
WOOD  
MADEIRA

A CADA LADO  
DE CHAQUE CÔTÉ  
ON EACH SIDE

Cod.		Gama U-60   Gamme U-60   U-60 Line	Pag.
479 		<b>Raíl superior U-60</b> Rail supérieur U-60   U-60 top track   Trilho superior U-60	137
4793		<b>Abrazadera raíl U-60 para soldar</b> Support à souder rail U-60   U-60 track bracket to weld   Abraçadeira trilho U-60 para soldar	138
4794		<b>Abrazadera raíl U-60 pared con tornillo</b> Support à mur avec vis rail U-60   U-60 track wall bracket with screw   Abraçadeira trilho U-60 parede com parafuso	138
4795		<b>Abrazadera raíl U-60 pared soldada</b> Support à mur soudé rail U-60   U-60 welded track wall bracket   Abraçadeira trilho U-60 parede soldada	138
4796		<b>Abrazadera raíl U-60 ajustable</b> Support réglable rail U-60   U-60 track hanging bracket with bolt   Abraçadeira trilho U-60 ajustável	138
47910		<b>Empalme para raíl U-60</b> Manchon pour rail U-60   U-60 joining bracket   Conexão para trilho U-60	139
F479		<b>Tope raíl U-60</b> Butée rail U-60   U-60 top track stopper   Topo trilho U-60	139
462AE		<b>Rollapar simple U-60 nylon atornillar extremo</b> Monture à galets simple d'extrémité à visser U-60 nylon   U-60 end simple trolley nylon to screw   Rodízio simple U-60 parafusar extremo nylon	141
467A		<b>Rollapar doble U-60 nylon atornillar central</b> Monture à galets double intermédiaire à visser U-60 nylon   U-60 middle double trolley nylon to screw   Rodízio duplo U-60 parafusar central nylon	141
6955		<b>Bisagra medio</b> Charnière intermédiaire   Middle hinge   Dobradiça medio	148
770		<b>Guiador inferior atornillar central U-19</b> Guide inférieur intermédiaire à visser U-19   U-19 middle bottom guide to screw   Guia inferior parafusar central U-19	149
770E		<b>Guiador inferior atornillar extremo U-19</b> Guide inférieur d'extrémité à visser U-19   U-19 end bottom guide to screw   Guia inferior parafusar extremo U-19	149
471 		<b>Raíl inferior O-19</b> Rail inférieur O-19   O-19 bottom track   Trilho inferior O-19	151
474 		<b>Raíl inferior U-19</b>	152
475 		<b>Rail inférieur U-19</b> Rail inférieur U-19   U-19 bottom track   Trilho inferior U-19	