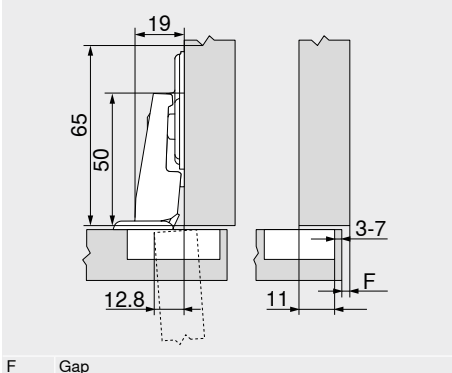


**Refrigerator facade door hinge** Web code  
DQE5BY

**Planning**  
**Hinge dimensions and gap calculation based on factory setting (mounting plate spacing = 0 mm)**  
 Hinge and front protrusion at full opening angle

**Overlay application**



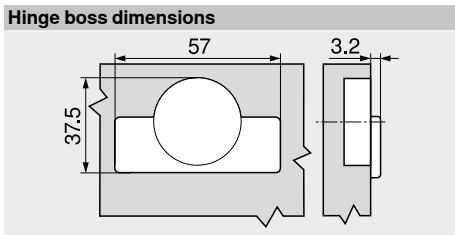
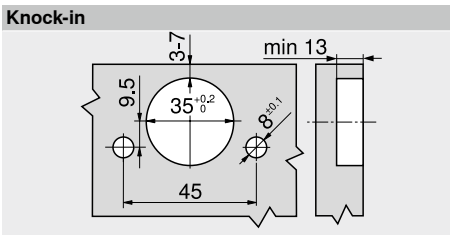
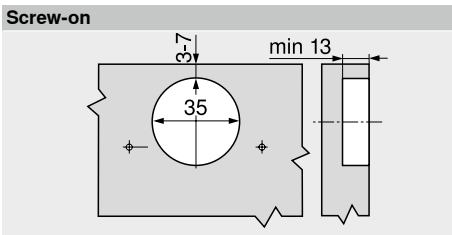
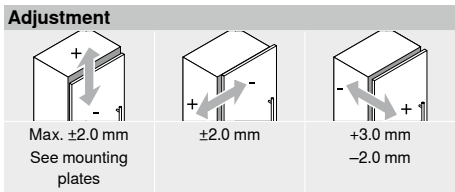
**Drilling distance TB**

MD	Front overlay FA (mm)												
	6	7	8	9	10	11	12	13	14	15	16	17	18
0									3	4	5	6	7
3													
6													
9													

MD Mounting plate spacing (mm)

**Minimum gap F for fronts with a front radius (R = 1 mm) based on the factory setting**

Drilling distance TB (mm)	Front thickness FD (mm)											
	16	18	19	20	22	24	26	28	29	30	31	32
3	0.2	0.2	0.3	0.4	0.5	0.8	1.3	2.5	3.5	4.4	5.3	6.1
4	0.2	0.2	0.3	0.4	0.5	0.8	1.3	1.9	2.9	3.8	4.7	5.5
5	0.2	0.2	0.3	0.4	0.5	0.8	1.2	1.7	2.4	3.2	4.0	4.9
6	0.2	0.2	0.3	0.4	0.5	0.8	1.2	1.7	2.2	2.8	3.5	4.3
7	0.2	0.2	0.3	0.4	0.5	0.8	1.2	1.6	2.0	2.4	3.0	3.8
<b>Additional for +2 mm side adjustment</b>												
	+0.0	+0.1	+0.1	+0.1	+0.3	+0.5	+0.4	+0.4	+0.4	+0.4	+0.3	+0.2



**Reference pages**

Overview	175
Mounting plates	182
Accessories – General	186
E-SERVICES and assembly devices	590
More technical details	698

**Assembly, removal and adjustment**

**Short URL**  
[www.blum.com/a240](http://www.blum.com/a240)